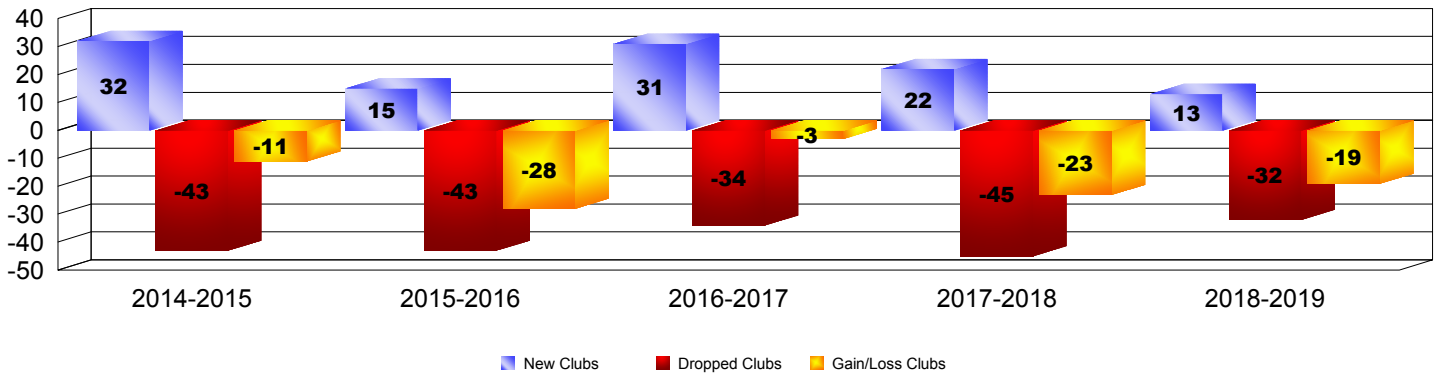
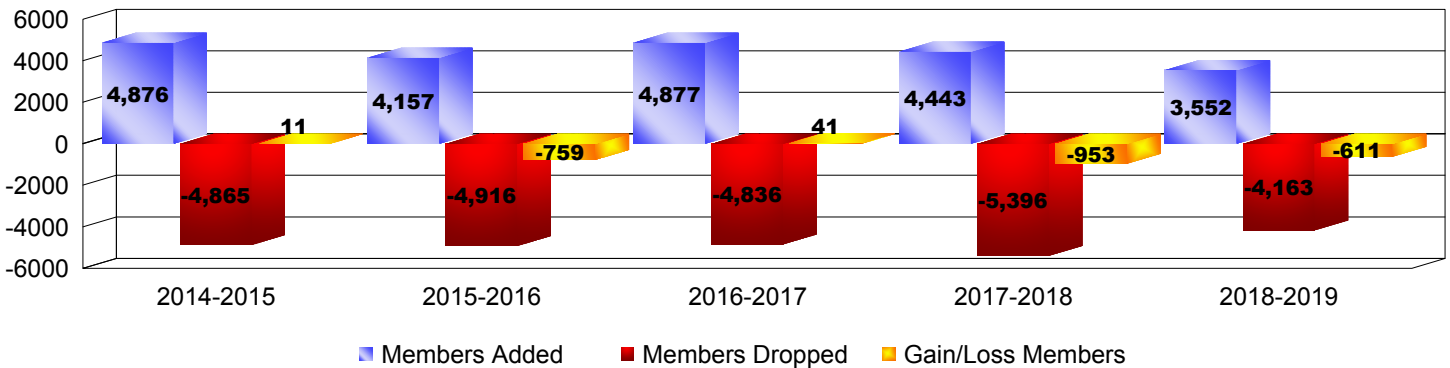


Year	New Clubs	Dropped Clubs	Gain/Loss Clubs	New Members	Charter Members	Reinstate Members	Transfer Members	Total Member Added	Total Members Dropped	Gain/Loss Members
2014-2015	32	-43	-11	3483	951	239	203	4876	-4865	11
2015-2016	15	-43	-28	3297	503	170	187	4157	-4916	-759
2016-2017	31	-34	-3	3621	878	199	179	4877	-4836	41
2017-2018	22	-45	-23	3371	720	167	185	4443	-5396	-953
2018-2019	13	-32	-19	2732	472	166	182	3552	-4163	-611
<b>Average</b>	<b>23</b>	<b>-39</b>	<b>-17</b>	<b>3301</b>	<b>705</b>	<b>188</b>	<b>187</b>	<b>4381</b>	<b>-4835</b>	<b>-454</b>

Clubs




Members



Membership Composition

June 2019 Cumulative



Gender Comparison

June 2019 Cumulative

